

buroseating

PERFORMANCE



## Buro Metro II High Back 24/7.

[buroseating.com](https://buroseating.com)

Buro Seating by

**buro**  
ergonomics at work®

# Buro Metro II High Back 24/7.

## Superior function & comfort.

Designed for multi-shift operations, the Buro Metro II High Back 24/7 features a breathable fine mesh back with adjustable lumbar support, and exceptionally comfortable seat with elastic knit upholstery. Without compromising on comfort, the heavy-duty base and 3 lever heavy-duty mechanism with depth adjustable seat slide delivers outstanding ergonomics, strength and support. It is ideal for a wide variety of 'around the clock workplaces'.

### Key Features & Benefits.

224-153-SS Metro II HB 24/7 Aluminium Base



WITH NYLON BASE

WITH ARMS



#### MESH BACK

Breathable mesh back to help regulate temperature and keep you cool.

#### ROBUST 3 LEVER MECHANISM WITH SEAT SLIDE

The adaptable mechanism allows for independent ergonomic adjustment.

#### COMFORTABLE SEAT

High density polyurethane moulded foam for your comfort.

## International Standards.

The Buro Metro II HB 24/7 chair is supported by the following Internationally recognised standards:

- **AFRDI 142** Rated Load 160kg Multi Shift Operation<sup>5</sup>
- **GREENGUARD** certification
- Meets Australian/ New Zealand Standard **AS/NZS 4438:1997** - Height Adjustable Swivel Chairs

## Features.

- Adjustable seat height
- Ratchet height adjustable back and adjustable lumbar support
- Independently adjustable seat tilt - free floating or lockable
- Independently adjustable back tilt - free floating or lockable
- Depth adjustable seat slide
- High density polyurethane moulded foam seat
- Polished aluminium base (with reflective silver powder coated gas lift)
- 60mm Castors

### Custom Options.

- Soft PU castors (CE1121P)
- Black nylon base (B10141P)
- AFRDI certified height & width adjustable arms (180-2)
- Small seat 480w / 470d (mm) (B74612F)
- 100mm gas lift for seat height range 465-560 (mm)
- Customer specified fabric (seat only)
- AFRDI certified 4 lever seat slide mechanism with deluxe seat tilt & tension adjustment

## Specifications. (mm)

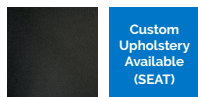
Overall	630w / 650d / 1150h
Back	470w / 560h
Seat	520w / 490d
Seat Height	485-615h
Seat Depth Range*	435-485d

### Carton Dimensions.

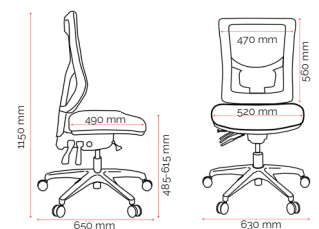
Width	640
Height	370
Length	780
Weight	21 kg

## Upholstery.

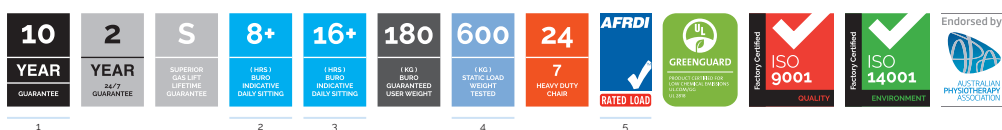
Elastic III Custom<sup>7</sup>



Black<sup>6</sup>  
153



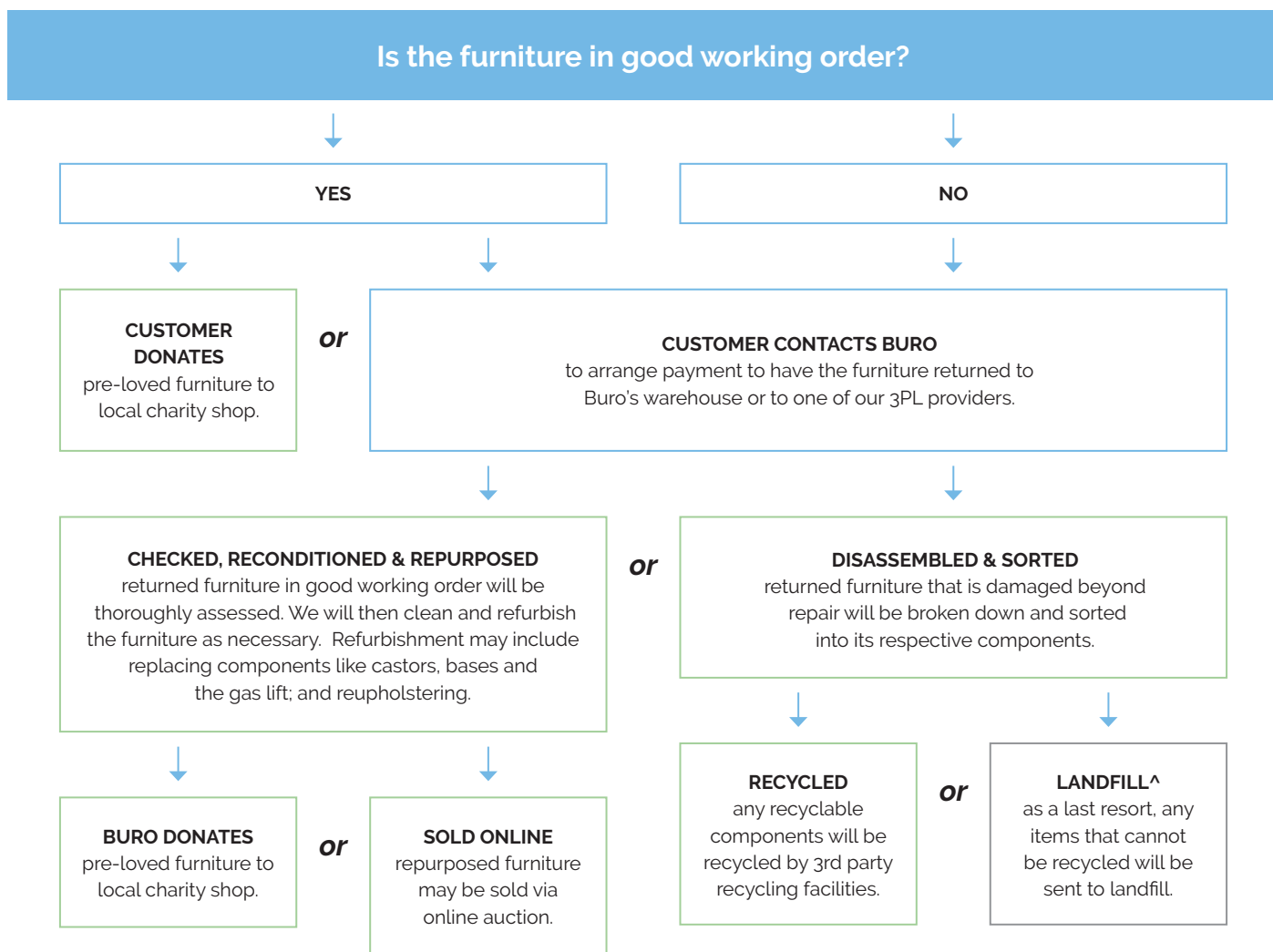
## Quality Assurance and Accreditations.



<sup>1</sup>10 Yr Guarantee: Excludes upholstery. <sup>2</sup>Buro Indicative daily sitting hours: 8+ with 10 yr guarantee <sup>3</sup>Buro Indicative daily sitting hours: 16+ with 2 yr guarantee <sup>4</sup>Static Load Testing: Furntech - AFRDI approved for users up to & including 160kg. Static Load tested to 600kg. Any Static Load test is a strength test which simulates higher than normal dynamic loads that may occasionally be applied to a chair by the user. <sup>5</sup>AFRDI Standard AFRDI 142 - rated loads for office swivel chairs at 160kg - Multi Shift operations. <sup>6</sup>Fabric: Same day dispatch <sup>7</sup>Fabric: For custom fabric ETA's can be supplied on request. <sup>\*</sup>Seat Depth Adjustment: Measured from back lumbar to front seat edge. **General:** Guarantee conditions apply, please see buroseating.com. For indent purchases (non stock orders) conditions may apply, please see buroseating.com for definitions & conditions. In the interests of product development, Buro reserves the right to alter product specifications & features without notice.

# Buro Product Stewardship Programme.

We encourage repurposing and recycling of pre-loved office furniture to reduce our impact on the environment. When a customer has Buro furniture\* that they wish to dispose of, we apply the following steps to determine the most appropriate method.



To mitigate our CO2 footprint over the next 50 years, we're working with **Trees That Count**, a conservation charity dedicated to planting native trees.

By funding the planting of native trees, we're supporting efforts to increase biodiversity across New Zealand.

**Buro** proudly support **Greening Australia**.

Greening Australia has been restoring Australia's unique landscapes and protecting biodiversity at scale through collaborative, science-based programs for over 40 years.  
[www.greeningaustralia.org.au](http://www.greeningaustralia.org.au)

As a **Sedex member** we are committed to being a responsible business, sourcing responsibly, and improving ethical standards and working conditions within the supply chain.

\*Qualifying furniture must be Buro branded product (Buro Seating, Konfurb, Mondo), or a partner exclusive brand.

^Many of our products are GREENGUARD certified for safe emission levels. This reduces the environmental impact when sending any components to landfill.