


# Knight®

Product Details

Conexion



# Conexion



## FEATURES

- Position to direct flow or add interest to an open plan area
- Upholstered in Reef Pewter
- Low-profile feet ensure floor protection and stability while maintaining a clean floating aesthetic
- Ideal for environments that require frequent space reconfiguration

The Conexion is a flexible modular seating system designed to adapt to the way you work and collaborate. Available in straight, curved, and backrest options, these versatile ottomans can be clustered, rearranged, or used as stand-alone pieces to shape spaces with ease. Conexion is ideal for open offices, waiting areas, and agile environments that thrive on adaptability.



## FINISHES

### REEF



PEWTER

## DIMENSIONS (MM)

	STRAIGHT	CURVED	BACKREST
Seat H	420	420	420
Seat W	650	870	650
Seat D	650	680	490
Overall D	-	-	650
Overall H	-	-	720

## OPTIONAL UPGRADES

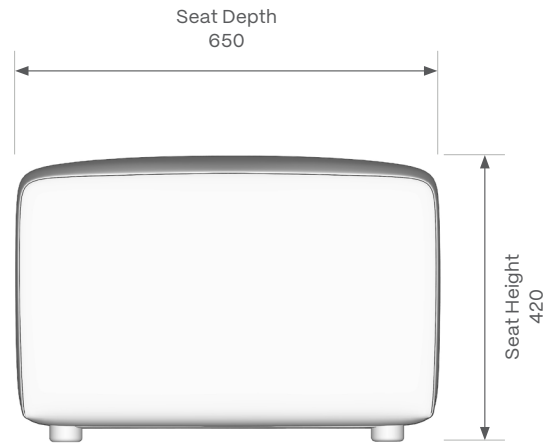
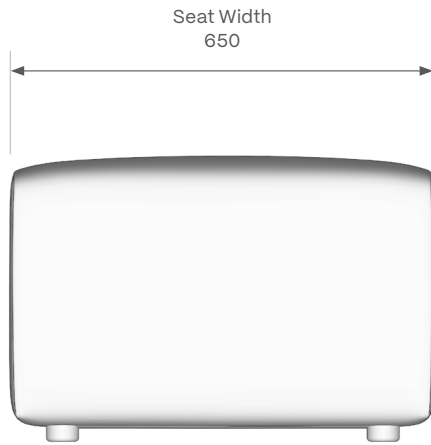
Custom Fabric 1.6m straight / curved or 2.0m backrest

---

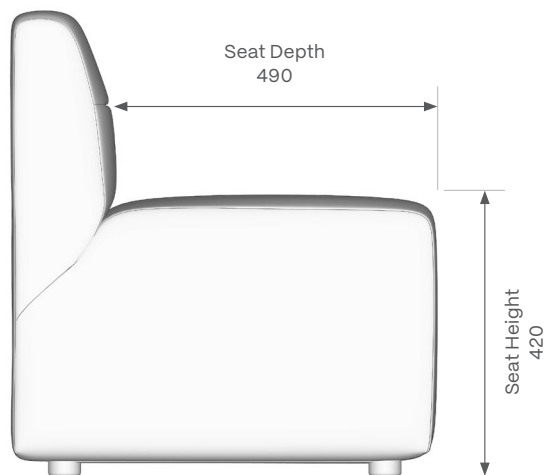
Please note that the warranty does not apply to fabric, mesh & textiles.

**DIMENSIONS (MM)**

Conexion STRAIGHT

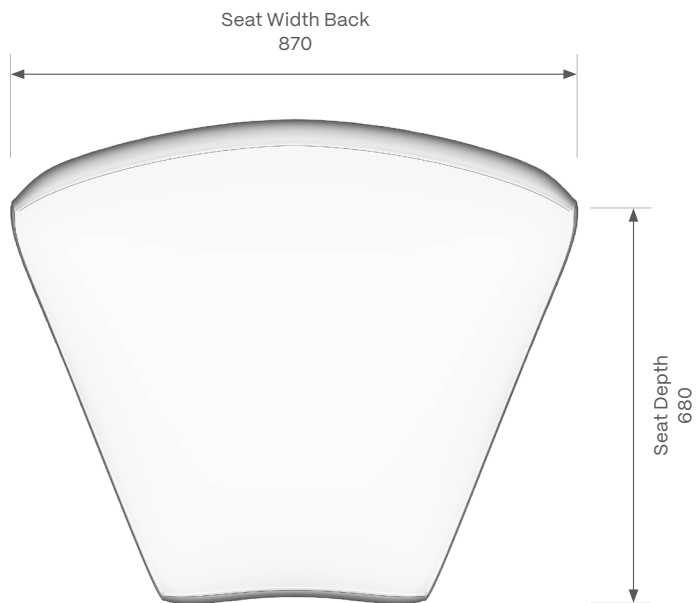



Conexion BACKREST



**DIMENSIONS (MM)**

Conexion CURVED



# Smarter Workspaces

**NEW PLYMOUTH**  
Head Office/Showroom  
59 Rimu Street  
New Plymouth 4312

**AUCKLAND**  
Showroom  
Appointment only

0800 143 143  
[info@knightgroup.co.nz](mailto:info@knightgroup.co.nz)