


Knight[®]

Product Details

Cubit Reception



Cubit Reception



FEATURES


- Commercial-grade 18mm construction finished in melamine with 2mm PVC edge
- Slim chrome lines on reception main give your office a crisp modern feel
- Strong, steel uprights to support reception top
- Design to fit Cubit and Anvil 1800 desk or 1800 x 1800 workstation

The Cubit Reception creates a professional first impression with clean lines, durable construction, and a contemporary finish. Designed to complement the Cubit and Anvil desk ranges, it combines form and function with commercial-grade materials and subtle chrome detailing. The Cubit Reception delivers a warm welcome that reflects modern workplace style.




FINISHES


Reception MELAMINE



WHITE



ATLANTIC
OAK




BLACK WITH ATLANTIC
OAK TOP

DIMENSIONS (MM)

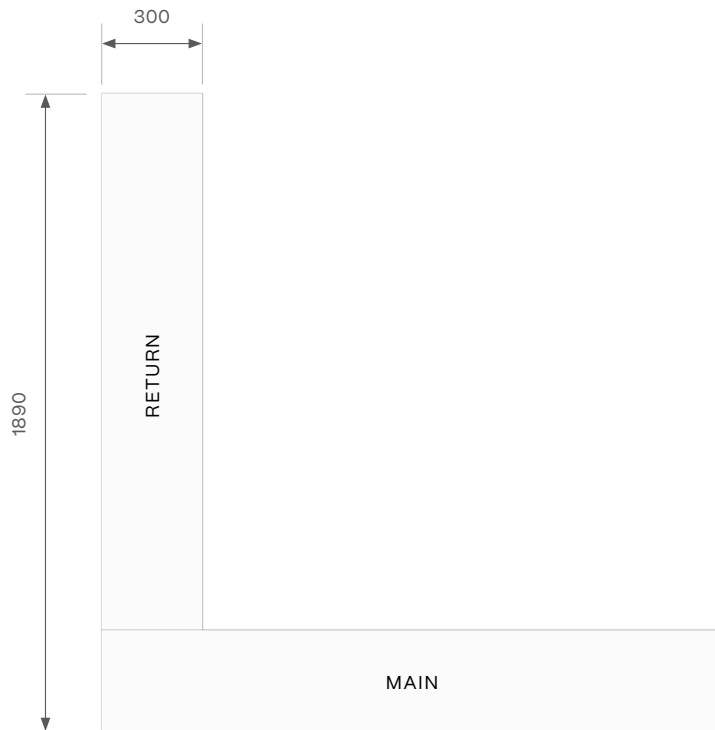
	MAIN	RETURN
Overall W	1844	1890
Overall D	300	300
Overall H	1095	1095

DIMENSIONS (MM)

Cubit Reception MAIN



Cubit Reception RETURN



Smarter Workspaces

NEW PLYMOUTH
Head Office/Showroom
59 Rimu Street
New Plymouth 4312

AUCKLAND
Showroom
Appointment only

0800 143 143
info@knightgroup.co.nz